



2013 QBE



### Round 4 & 5 : Sydney Motorsports Park : August 1 - 4

#### SPORTS RACER

#### Practice 3

Date: 03/08/13  
Event: P24  
Weather: Mostly sunny - Temp: 15.4C  
Track: Dry - Temp: 26.6C

Started at: 12:56:56  
Laps: 15 Min  
Starters: 10  
Printed at: 13:16

#### PROVISIONAL CLASSIFICATION

Pos	No	Name	Machine	Fastest Lap	On Lap	Behind Prev	Behind Leader	Top Speed
1	1	Adam PROCTOR (NSW) / AP Racing	Stohr WF1	1:27.634	8 of 9			218
2	81	Craig PERRY (NSW) / AP Racing	Stohr WF1	1:28.757	3 of 9	1.123	1.123	211
3	56	Ben PORTER (NSW) / West Race Cars	West WR	1:29.707	3 of 9	.950	2.073	226
4	2	Darren BARLOW (NSW) / AP Racing	Stohr WF1	1:30.241	8 of 8	.534	2.607	211
5	61	Mark LAUCKE (SA) / Laucke Flour Mills	West WR	1:30.816	6 of 8	.575	3.182	218
6	18	Aaron STEER (SA) / West Race Cars	West WR	1:31.174	5 of 6	.358	3.540	216
7	88	Gerrit RUFF (SA) / C.R.C. Industries	West WR	1:32.632	4 of 8	1.458	4.998	221
8	16	Mark SHORT (SA) / MSR Motorsport Fabrication	Prince LSR	1:33.047	3 of 9	.415	5.413	218
9	3	Ray BEGG (NSW) / Ray Begg Racing	Stohr WF1	1:34.049	4 of 8	1.002	6.415	211
10	8	Warren THOMPSON (WA) / Ultra Fast Karts	West WR	1:35.811	3 of 5	1.762	8.177	209

Current best lap for SR class - 1:27.610 by Adam PROCTOR (NSW) on a Stohr WF1 set on 02/08/13


Chief Time Keeper - Scott Laing

Clerk of Course - Paul Cansdale



Computime Race Timing Systems Pty Ltd © 1996  
Licensed to Computime Race Timing Systems  
[www.computime.com.au](http://www.computime.com.au)

**COMPUTIME RACE TIMING SYSTEMS PTY LTD**  
9 Timber Lane, Glen Waverley, Vic 3150. Ph : 0418 17 13 17  
E-mail : [scott@computime.com.au](mailto:scott@computime.com.au)





2013 QBE



### Round 4 & 5 : Sydney Motorsports Park : August 1 - 4

#### SPORTS RACER

#### Practice 3

Date: 03/08/13  
Event: P24  
Weather: Mostly sunny - Temp: 15.4C  
Track: Dry - Temp: 26.6C

Started at: 12:56:56  
Laps: 15 Min  
Starters: 10  
Printed at: 13:16

#### PROVISIONAL LAP TIMES

No	Name	Lap 1	Lap 2	Lap 3	Lap 4	Lap 5	Lap 6	Lap 7	Lap 8	Lap 9
1	Adam PROCTOR (NSW)	1:29.917	1:28.405	1:29.554	1:30.235	1:28.128	1:27.945	1:28.029	<b>1:27.634</b>	1:28.295
2	Darren BARLOW (NSW)	1:32.258	1:30.980	1:30.337	1:30.782	1:30.704	1:30.670	1:30.350	<b>1:30.241</b>	
3	Ray BEGG (NSW)	1:36.578	1:36.356	1:34.299	<b>1:34.049</b>	1:34.424	1:35.242	1:34.583	1:36.342	
8	Warren THOMPSON (WA)	1:40.148	1:37.412	<b>1:35.811</b>	1:36.953	1:50.235				
16	Mark SHORT (SA)	1:38.281	1:33.904	<b>1:33.047</b>	1:34.500	1:33.450	1:34.477	1:33.913	1:33.444	1:45.521
18	Aaron STEER (SA)	1:32.251	1:32.205	1:31.504	1:31.198	<b>1:31.174</b>	2:04.547			
56	Ben PORTER (NSW)	1:30.280	1:30.945	<b>1:29.707</b>	1:29.934	1:30.174	1:29.993	1:30.467	1:30.043	1:46.536
61	Mark LAUCKE (SA)	1:41.668	1:45.492	1:46.255	1:35.303	1:31.501	<b>1:30.816</b>	1:30.917	2:11.982	
81	Craig PERRY (NSW)	1:32.359	1:29.576	<b>1:28.757</b>	1:28.982	1:28.992	1:32.943	1:29.465	1:29.028	1:31.318
88	Gerrit RUFF (SA)	1:37.639	1:35.315	1:33.623	<b>1:32.632</b>	1:33.047	1:33.221	1:32.911	1:33.165	

Chief Time Keeper - Scott Laing

Clerk of Course - Paul Cansdale




Computime Race Timing Systems Pty Ltd © 1996  
Licensed to Computime Race Timing Systems

[www.computime.com.au](http://www.computime.com.au)

**COMPUTIME RACE TIMING SYSTEMS PTY LTD**

9 Timber Lane, Glen Waverley, Vic 3150. Ph : 0418 17 13 17

E-mail : [scott@computime.com.au](mailto:scott@computime.com.au)





2013 QBE



# Round 4 & 5 : Sydney Motorsports Park : August 1 - 4

## SPORTS RACER

### Practice 3

Date: 03/08/13  
Event: P24  
Weather: Mostly sunny - Temp: 15.4C  
Track: Dry - Temp: 26.6C

Started at: 12:56:56  
Laps: 15 Min  
Starters: 10  
Printed at: 13:16

### PROVISIONAL SPLIT TIMES


Lap	Split 1	Split 2	Split 3	Lap Time	Speed	Lap	Split 1	Split 2	Split 3	Lap Time	Speed
<b>1 Adam PROCTOR (NSW) (1st)</b>						<b>8 Warren THOMPSON (WA) (10th)</b>					
1	1:32.007	43.380	26.900	2:42.287	209	1	1:09.145	51.666	31.214	2:32.025	205
2	26.935	37.483	25.499	1:29.917	209	2	30.325	41.956	27.867	1:40.148	203
3	26.621	36.373	25.411	1:28.405	212	3	29.339	40.525	27.548	1:37.412	207
4	26.494	37.691	25.369	1:29.554	209	4	<b>28.529</b>	<b>40.095</b>	<b>27.187</b>	<b>1:35.811</b>	207
5	27.072	37.876	25.287	1:30.235	214	5	29.128	40.349	27.476	1:36.953	209
6	26.627	36.200	25.301	1:28.128	205	6	29.039	40.654	40.542	1:50.235	
7	26.767	<b>35.906</b>	25.272	1:27.945	218	<b>16 Mark SHORT (SA) (8th)</b>					
8	<b>26.431</b>	36.224	25.374	1:28.029	209	1	1:09.647	45.038	28.400	2:23.085	209
9	26.545	35.942	<b>25.147</b>	<b>1:27.634</b>	214	2	30.421	40.917	26.943	1:38.281	216
10	26.482	36.568	25.245	1:28.295	212	3	29.002	38.573	<b>26.329</b>	1:33.904	218
<b>2 Darren BARLOW (NSW) (4th)</b>						4	<b>28.141</b>	38.511	26.395	<b>1:33.047</b>	212
1	1:11.558	1:25.764	29.615	3:06.937	201	5	28.602	39.354	26.544	1:34.500	216
2	28.250	37.990	26.018	1:32.258	209	6	28.370	38.462	26.618	1:33.450	218
3	27.403	37.560	26.017	1:30.980	209	7	28.757	39.045	26.675	1:34.477	214
4	27.165	37.391	25.781	1:30.337	209	8	28.558	38.756	26.599	1:33.913	214
5	<b>27.060</b>	37.943	25.779	1:30.782	203	9	28.652	<b>38.445</b>	26.347	1:33.444	214
6	27.107	37.674	25.923	1:30.704	207	10	28.457	46.402	30.662	1:45.521	193
7	27.459	37.675	<b>25.536</b>	1:30.670	212	<b>18 Aaron STEER (SA) (6th)</b>					
8	27.272	37.440	25.638	1:30.350	201	1	46.181	40.192	26.560	1:52.933	207
9	27.064	<b>37.322</b>	25.855	<b>1:30.241</b>	203	2	28.073	<b>38.099</b>	26.079	1:32.251	214
<b>3 Ray BEGG (NSW) (9th)</b>						3	27.153	39.191	25.861	1:32.205	216
1	1:33.636	44.584	27.536	2:45.756	203	4	27.359	38.257	25.888	1:31.504	216
2	28.290	41.222	27.066	1:36.578	207	5	27.280	38.116	<b>25.802</b>	1:31.198	214
3	28.957	40.384	27.015	1:36.356	209	6	<b>26.931</b>	38.406	25.837	<b>1:31.174</b>	216
4	28.033	<b>39.527</b>	<b>26.739</b>	1:34.299	212	7	32.646	46.936	44.965	2:04.547	
5	<b>27.302</b>	39.737	27.010	<b>1:34.049</b>	205	<b>56 Ben PORTER (NSW) (3rd)</b>					
6	28.027	39.654	26.743	1:34.424	203	1	47.575	41.189	26.371	1:55.135	218
7	27.763	40.594	26.885	1:35.242	205	2	26.893	37.784	25.603	1:30.280	226
8	28.015	39.726	26.842	1:34.583	203	3	27.291	38.026	25.628	1:30.945	221
9	28.765	40.499	27.078	1:36.342	201						

*Scott Laing*  
Chief Time Keeper - Scott Laing

*Paul Cansdale*  
Clerk of Course - Paul Cansdale



Computime Race Timing Systems Pty Ltd © 1996  
Licensed to Computime Race Timing Systems  
[www.computime.com.au](http://www.computime.com.au)  
**COMPUTIME RACE TIMING SYSTEMS PTY LTD**  
9 Timber Lane, Glen Waverley, Vic 3150. Ph : 0418 17 13 17  
E-mail : [scott@computime.com.au](mailto:scott@computime.com.au)





2013 QBE



# Round 4 & 5 : Sydney Motorsports Park : August 1 - 4

## SPORTS RACER

### Practice 3

Date: 03/08/13  
Event: P24  
Weather: Mostly sunny - Temp: 15.4C  
Track: Dry - Temp: 26.6C

Started at: 12:56:56  
Laps: 15 Min  
Starters: 10  
Printed at: 13:16

### PROVISIONAL SPLIT TIMES

Lap	Split 1	Split 2	Split 3	Lap Time	Speed	Lap	Split 1	Split 2	Split 3	Lap Time	Speed
4	<u>26.815</u>	37.315	25.577	<u>1:29.707</u>	218	3	26.781	37.147	25.648	1:29.576	203
5	26.948	37.468	25.518	1:29.934	218	4	26.813	<u>36.506</u>	25.438	<u>1:28.757</u>	201
6	26.820	<u>37.261</u>	26.093	1:30.174	218	5	26.864	36.674	25.444	1:28.982	205
7	27.031	37.346	25.616	1:29.993	216	6	26.899	36.687	<u>25.406</u>	1:28.992	203
8	26.935	37.792	25.740	1:30.467	216	7	<u>26.765</u>	40.085	26.093	1:32.943	205
9	26.909	37.624	<u>25.510</u>	1:30.043	212	8	26.830	36.946	25.689	1:29.465	201
10	26.827	37.405	42.304	1:46.536		9	26.785	36.656	25.587	1:29.028	203
						10	26.909	38.830	25.579	1:31.318	212
<b>61 Mark LAUCKE (SA) (5th)</b>						<b>83 Aaron THOMPSON (SA) (IGN)</b>					
1	58.925	42.726	26.832	2:08.483	207						
2	27.725	41.935	32.008	1:41.668	175						
3	36.085	39.402	30.005	1:45.492	164	<b>88 Gerrit RUFF (SA) (7th)</b>					
4	30.348	41.797	34.110	1:46.255	136	1	1:11.171	49.771	28.649	2:29.591	203
5	29.691	39.629	25.983	1:35.303	212	2	30.379	40.550	26.710	1:37.639	216
6	27.710	<u>37.889</u>	25.902	1:31.501	216	3	28.146	39.549	27.620	1:35.315	218
7	27.132	37.939	<u>25.745</u>	<u>1:30.816</u>	214	4	27.831	39.324	26.468	1:33.623	212
8	<u>27.089</u>	38.019	25.809	1:30.917	218	5	27.694	<u>38.673</u>	26.265	<u>1:32.632</u>	221
9	31.238	58.193	42.551	2:11.982		6	27.684	39.217	<u>26.146</u>	1:33.047	221
<b>81 Craig PERRY (NSW) (2nd)</b>						7	27.848	39.097	26.276	1:33.221	216
1	1:18.288	43.036	28.935	2:30.259	203	8	<u>27.638</u>	39.039	26.234	1:32.911	218
2	28.268	38.312	25.779	1:32.359	205	9	27.780	39.039	26.346	1:33.165	216

*Scott Laing*

Chief Time Keeper - Scott Laing


*Paul Cansdale*

Clerk of Course - Paul Cansdale



Computime Race Timing Systems Pty Ltd © 1996  
Licensed to Computime Race Timing Systems  
[www.computime.com.au](http://www.computime.com.au)

**COMPUTIME RACE TIMING SYSTEMS PTY LTD**  
9 Timber Lane, Glen Waverley, Vic 3150. Ph : 0418 17 13 17  
E-mail : [scott@computime.com.au](mailto:scott@computime.com.au)





2013 QBE



# Round 4 & 5 : Sydney Motorsports Park : August 1 - 4

## SPORTS RACER

### Practice 3

Date: 03/08/13  
Event: P24  
Weather: Mostly sunny - Temp: 15.4C  
Track: Dry - Temp: 26.6C

Started at: 12:56:56  
Laps: 15 Min  
Starters: 10  
Printed at: 13:16

### PROVISIONAL FASTEST LAPS SEQUENCE

Race Time	No	Name	Machine	Fastest Lap	On Lap
3:25.184	18	Aaron STEER (SA)	West WR	1:32.251	1
3:25.415	56	Ben PORTER (NSW)	West WR	1:30.280	1
4:12.204	1	Adam PROCTOR (NSW)	Stohr WF1	1:29.917	1
5:32.194	81	Craig PERRY (NSW)	Stohr WF1	1:29.576	2
5:40.609	1	Adam PROCTOR (NSW)	Stohr WF1	1:28.405	2
10:08.526	1	Adam PROCTOR (NSW)	Stohr WF1	1:28.128	5
11:36.471	1	Adam PROCTOR (NSW)	Stohr WF1	1:27.945	6
14:32.134	1	Adam PROCTOR (NSW)	Stohr WF1	1:27.634	8

Chief Time Keeper - Scott Laing

Clerk of Course - Paul Cansdale




Computime Race Timing Systems Pty Ltd © 1996  
Licensed to Computime Race Timing Systems

[www.computime.com.au](http://www.computime.com.au)

**COMPUTIME RACE TIMING SYSTEMS PTY LTD**

9 Timber Lane, Glen Waverley, Vic 3150. Ph : 0418 17 13 17

E-mail : [scott@computime.com.au](mailto:scott@computime.com.au)





2013 QBE



# Round 4 & 5 : Sydney Motorsports Park : August 1 - 4

## SPORTS RACER

### Practice 3

Date: 03/08/13  
Event: P24  
Weather: Mostly sunny - Temp: 15.4C  
Track: Dry - Temp: 26.6C

Started at: 12:56:56  
Laps: 15 Min  
Starters: 10  
Printed at: 13:16

### PROVISIONAL BEST PARTIAL TIMES

Pos	Name	Split 1		Split 2		Split 3		LAP	Ideal	Fastest
		Time	Name	Time	Name	Time	Name			
1	A. PROCTOR	26.431	A. PROCTOR	35.906	A. PROCTOR	25.147	A. PROCTOR	1:27.484	1:27.634	
2	C. PERRY	26.765	C. PERRY	36.506	C. PERRY	25.406	C. PERRY	1:28.677	1:28.757	
3	B. PORTER	26.815	B. PORTER	37.261	B. PORTER	25.510	B. PORTER	1:29.586	1:29.707	
4	A. STEER	26.931	D. BARLOW	37.322	D. BARLOW	25.536	D. BARLOW	1:29.918	1:30.241	
5	D. BARLOW	27.060	M. LAUCKE	37.889	M. LAUCKE	25.745	M. LAUCKE	1:30.723	1:30.816	
6	M. LAUCKE	27.089	A. STEER	38.099	A. STEER	25.802	A. STEER	1:30.832	1:31.174	
7	R. BEGG	27.302	M. SHORT	38.445	G. RUFF	26.146	G. RUFF	1:32.457	1:32.632	
8	G. RUFF	27.638	G. RUFF	38.673	M. SHORT	26.329	M. SHORT	1:32.915	1:33.047	
9	M. SHORT	28.141	R. BEGG	39.527	R. BEGG	26.739	R. BEGG	1:33.568	1:34.049	
10	W. THOMPSON	28.529	W. THOMPSON	40.095	W. THOMPSON	27.187	W. THOMPSON	1:35.811	1:35.811	

Chief Time Keeper - Scott Laing

Clerk of Course - Paul Cansdale




Computime Race Timing Systems Pty Ltd © 1996  
Licensed to Computime Race Timing Systems

[www.computime.com.au](http://www.computime.com.au)

**COMPUTIME RACE TIMING SYSTEMS PTY LTD**

9 Timber Lane, Glen Waverley, Vic 3150. Ph : 0418 17 13 17

E-mail : [scott@computime.com.au](mailto:scott@computime.com.au)





2013 QBE



**Round 4 & 5 : Sydney Motorsports Park : August 1 - 4**

**SPORTS RACER  
Overall Qualifying**

**PROVISIONAL MERGED CLASSIFICATION**

Date: 03/08/13

Printed at: 13:16

Pos	No	Name	Machine	Event P18	Event P22	Event P24	Fastest Lap
1	1	Adam PROCTOR (NSW) / AP Racing	Stohr WF1	1:27.610	1:27.941	1:27.634	1:27.610
2	81	Craig PERRY (NSW) / AP Racing	Stohr WF1		1:31.140	1:28.757	1:28.757
3	2	Darren BARLOW (NSW) / AP Racing	Stohr WF1	1:29.638	1:29.246	1:30.241	1:29.246
4	56	Ben PORTER (NSW) / West Race Cars	West WR	1:30.393	1:29.504	1:29.707	1:29.504
5	61	Mark LAUCKE (SA) / Laucke Flour Mills	West WR	1:32.036	1:30.700	1:30.816	1:30.700
6	18	Aaron STEER (SA) / West Race Cars	West WR	1:33.040	1:31.510	1:31.174	1:31.174
7	88	Gerrit RUFF (SA) / C.R.C. Industries	West WR	1:44.777	1:33.992	1:32.632	1:32.632
8	16	Mark SHORT (SA) / MSR Motorsport Fabrication	Prince LSR	1:36.275	1:33.082	1:33.047	1:33.047
9	3	Ray BEGG (NSW) / Ray Begg Racing	Stohr WF1	1:41.548	1:35.913	1:34.049	1:34.049
10	8	Warren THOMPSON (WA) / Ultra Fast Karts	West WR	1:37.656	1:39.934	1:35.811	1:35.811
11	83	Aaron THOMPSON (SA) / Ultra Fast Karts	West WR	1:44.673	1:43.708		1:43.708

*Scott Laing*

Chief Time Keeper - Scott Laing

*Paul Cansdale*

Clerk of Course - Paul Cansdale



Computime Race Timing Systems Pty Ltd © 1996  
Licensed to Computime Race Timing Systems  
[www.computime.com.au](http://www.computime.com.au)

**COMPUTIME RACE TIMING SYSTEMS PTY LTD**  
9 Timber Lane, Glen Waverley, Vic 3150. Ph : 0418 17 13 17  
E-mail : [scott@computime.com.au](mailto:scott@computime.com.au)

